

MOTOR FUSE 10 AMP (T)

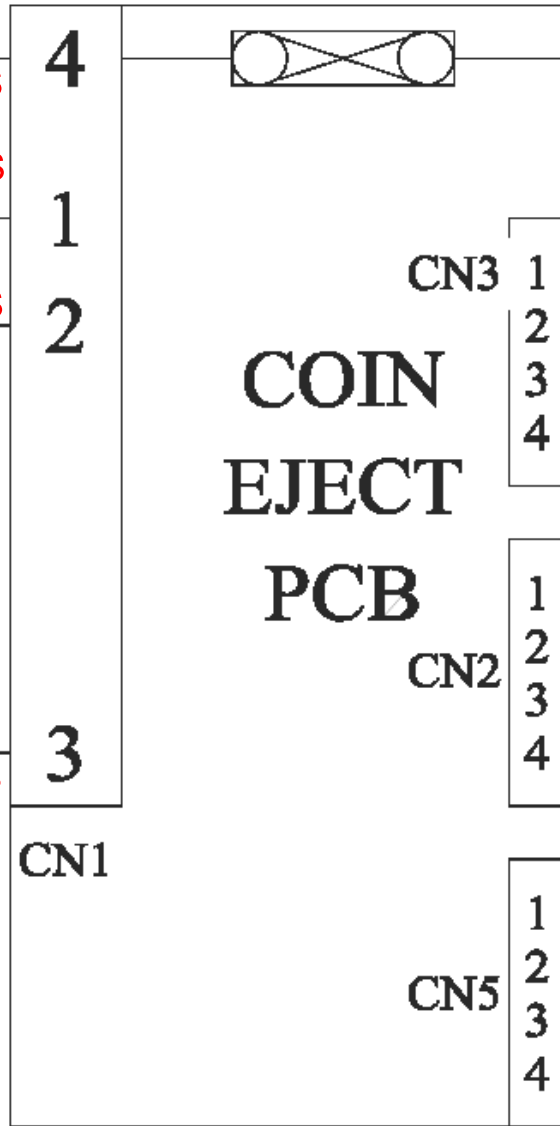
EJECTOR MOTOR

ORG/GRY
37 VOLTS

VIO/GRN
5 VOLTS
SIGNAL

GRN/BLU
0 VOLTS

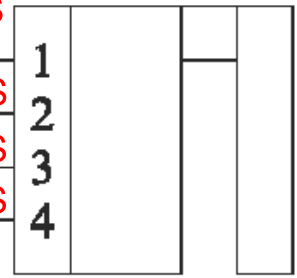
BLK/GRY
0 VOLTS



RED 37 VOLTS
BLK 0 VOLTS

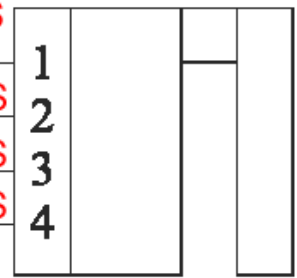


BRN 5 VOLTS
SIGNAL
RED 1.2 VOLTS
ORG 5 VOLTS
YEL 0 VOLTS



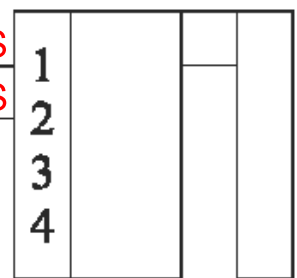
**COIN
OUT
OPTO**

BRN 5 VOLTS
SIGNAL
RED 1.2 VOLTS
ORG 5 VOLTS
YEL 0 VOLTS



**COIN
IN
OPTO**

GRN 5 VOLTS
BLU 1.2 VOLTS



**COIN
JAM
OPTO**

ALL VOLTAGES MEASURED FROM R14 OR 5 VOLT REGULATOR TAB. (IF FITTED)